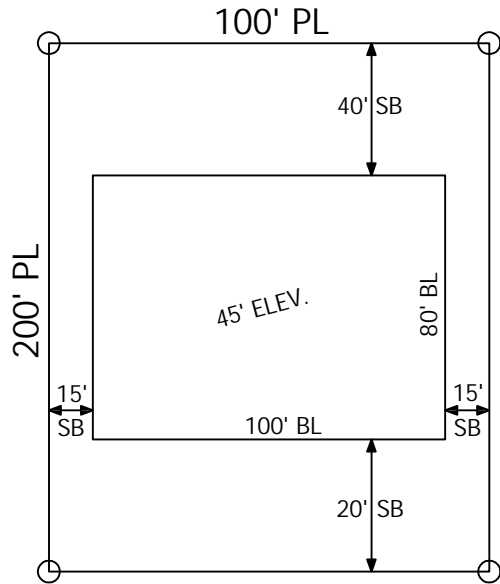


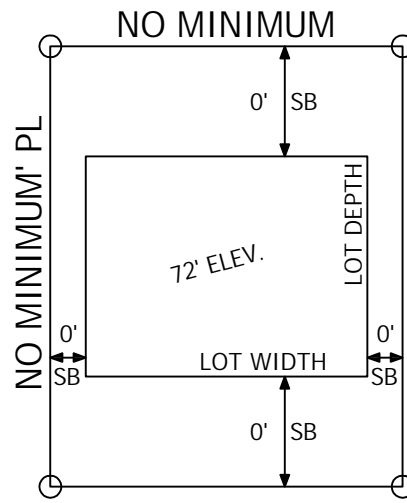
BUSINESS LOT-ZONING REQUIREMENTS

B-1 GENERAL BUSINESS DISTRICT



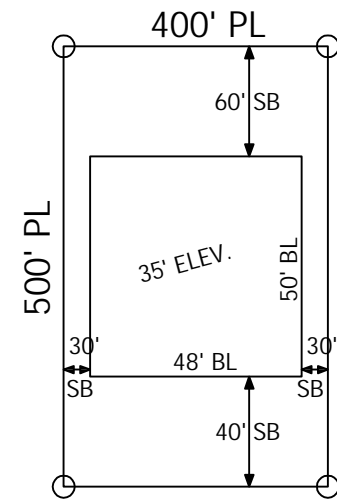
MINIMUM LOT SIZE = 20,000 SQFT
 MINIMUM LOT WIDTH = 100 FT
 MINIMUM FRONT SETBACK = 40 FT
 MINIMUM SIDE YARD SETBACK = 15 FT
 MINIMUM REAR YARD SETBACK = 20 FT
 MAXIMUM HEIGHT PRINCIPAL STRUCTURE = 45 FT
 MAXIMUM ACCESSORY STRUCTURE HEIGHT = 45 FT
 MAXIMUM LOT COVERAGE = 40% = 8,000 SQFT
 MAXIMUM VOLUME = CUFT

B-2 CENTRAL BUSINESS DISTRICT



MINIMUM LOT SIZE = NO MINIMUM SQFT
 MINIMUM LOT WIDTH = NO MINIMUM FT
 MINIMUM FRONT SETBACK = 0 FT
 MINIMUM SIDE YARD SETBACK = 8 FT
 MINIMUM REAR YARD SETBACK = 0 OR 20 FT ABUTTING RESIDENTIAL
 MAXIMUM HEIGHT PRINCIPAL STRUCTURE = 72 FT
 MAXIMUM ACCESSORY STRUCTURE HEIGHT = 25 FT
 MAXIMUM LOT COVERAGE = 100% = UNLIMITED SQFT
 MAXIMUM VOLUME = CUFT

B-3 COMMUNITY SHOPPING DISTRICT



MINIMUM LOT SIZE = 200,000 SQFT
 MINIMUM LOT WIDTH = 400 FT
 MINIMUM FRONT SETBACK = 60 FT
 MINIMUM SIDE YARD SETBACK = 30 FT
 MINIMUM REAR YARD SETBACK = 40 FT
 MAXIMUM HEIGHT PRINCIPAL STRUCTURE = 35 FT
 MAXIMUM ACCESSORY STRUCTURE HEIGHT = 35 FT
 MAXIMUM LOT COVERAGE = 30% = 60,000 SQFT
 MAXIMUM VOLUME = CUFT